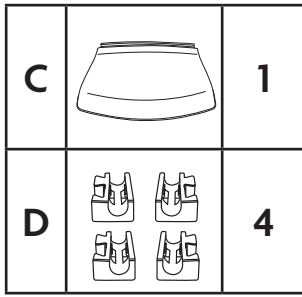
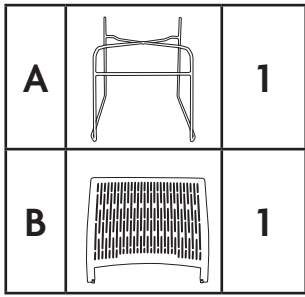
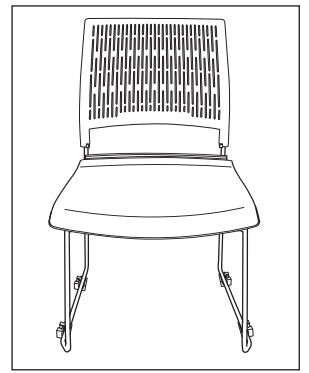


MODEL #A116/A116-UPH ASSEMBLY / ASSEMBLAGE



STACKING	FLOOR	DOLLY
Plain -	10	30
Upholstered -	5	20

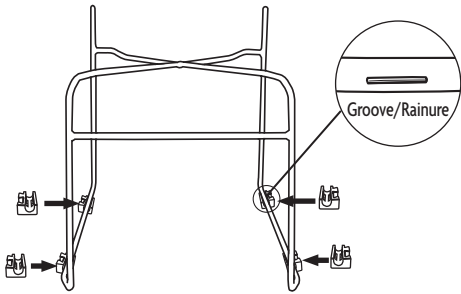
EMPLER	PLANCHER	CHARIOT
Simple -	10	30
Rembourrer -	5	20



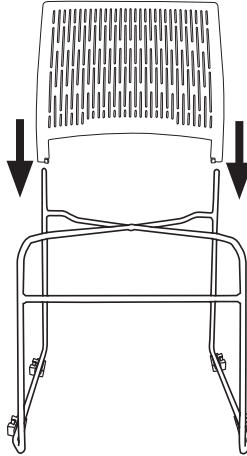
1 Mount Feet/Ganging Clips to Bottom of Frame

- Clip into grooves, facing outward

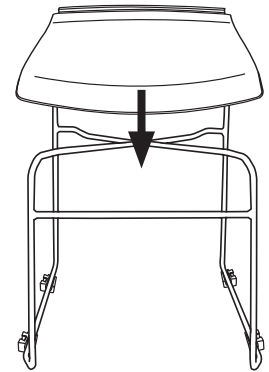
Pieds de fixation / bride de jumelage au bas du cadre
- Insérer dans les rainures et tourné vers l'extérieur



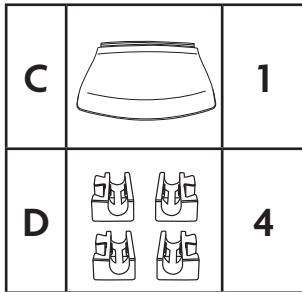
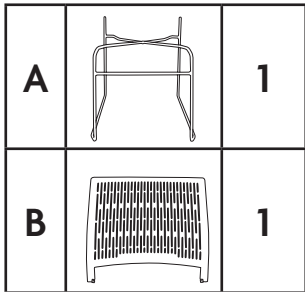
2 Slide Backrest Into Place Glisser le dossier en place



3 Clip Seat to Frame Securely Attacher le siège au cadre solidement

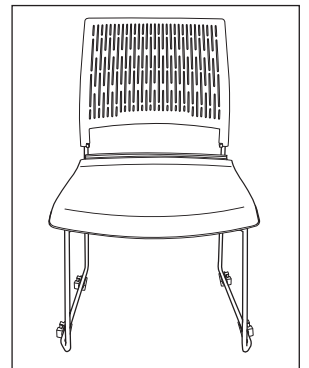


MODEL #A116/A116-UPH ASSEMBLY / ASSEMBLAGE



STACKING	FLOOR	DOLLY
Plain -	10	30
Upholstered -	5	20

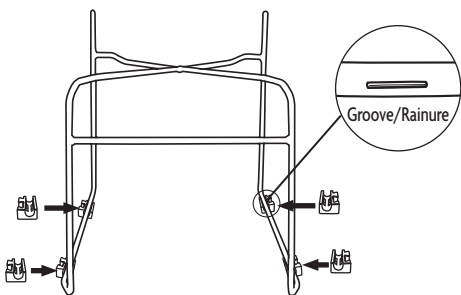
EMPLER	PLANCHER	CHARIOT
Simple -	10	30
Rembourrer -	5	20



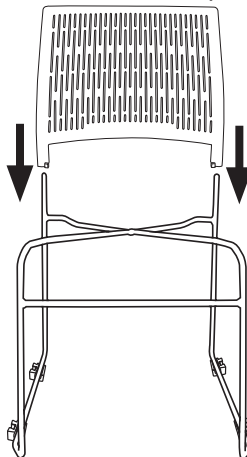
1 Mount Feet/Ganging Clips to Bottom of Frame

- Clip into grooves, facing outward

Pieds de fixation / bride de jumelage au bas du cadre
- Insérer dans les rainures et tourné vers l'extérieur



2 Slide Backrest Into Place Glisser le dossier en place



3 Clip Seat to Frame Securely Attacher le siège au cadre solidement

