



## ProSeries® Resettable Brass Combination Padlocks

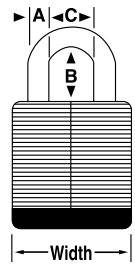
- Easy "Set-your-Own" 4-digit combination with larger ergonomic dials
- Strong, solid brass case construction resists corrosion with weather seal top around shackles
- Boron octagonal shackle design increases cut resistance
- No reset tool required. Simple shackle manipulation to change combinations
- LH shackle option available for increased shackle clearance



Model No.	Mfg. No.	Body Size		Body Material	Shackle Clearance			Shipping Weight (lbs.)	Price /Each
		Width"	Thickness"		A"	B"	C"		
SEJ515	1175	2 1/4	1 3/16	Brass Casing	3/8	1 1/16	15/16	0.70	
SEJ516	1175LH	2 1/4	1 3/16	Brass Casing	3/8	2	15/16	0.71	



SEJ515



## Economy V-Line Brass Padlocks (Non-Rekeyable)

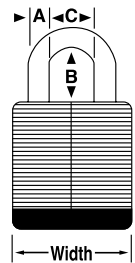
- Solid brass body and cylinder construction resists corrosion - ideal for harsh environments
- Case hardened shackle resists sawing and filing
- Pin tumbler cylinder provides greater pick resistance
- Locks come with two keys. For keyed alike options, please call us



Model No.	Mfg. No.	Key Type	Body Size		Body Material	Shackle Clearance			Shipping Weight (lbs.)	Price /Each
			Width"	Thickness"		A"	B"	C"		
SAS395	4120	Different	3/4	3/8	Solid Brass	5/32	7/16	3/8	0.10	
SAS396	4120KA	Alike	3/4	3/8	Solid Brass	5/32	7/16	3/8	0.10	
SAS397	4130	Different	1 1/8	1/2	Solid Brass	3/16	9/16	9/16	0.20	
SAS398	4130KA	Alike	1 1/8	1/2	Solid Brass	3/16	9/16	9/16	0.20	
SAS015	4140	Different	1 1/2	1/2	Solid Brass	1/4	13/16	13/16	0.30	
SAS400	4140KA	Alike	1 1/2	1/2	Solid Brass	1/4	13/16	13/16	0.30	
SAS401	4150	Different	1-7/8	9/16	Solid Brass	9/32	15/16	13/16	0.40	
SAS402	4150KA	Alike	1-7/8	9/16	Solid Brass	9/32	15/16	13/16	0.40	



SAS395



## All Weather Resistant Padlocks

The covered padlocks withstand even the harshest outdoor environments and corrosive atmospheres. These locks are excellent in perimeter security, storage buildings, and gate security and transportation.

### PRO SERIES® WEATHER TOUGH™ SECURITY PADLOCKS (REKEYABLE)

- Constructed of hardened, chrome rustproofed steel laminated bodies that resist cutting, sawing and corrosion
- Durable thermal plastic covers protect the body of the lock from dirt, dust and other contaminants
- Hardened boron alloy steel shackles offers superior cut resistances while dual ball bearing locking mechanism resists pulling and prying attacks
- 5-pin Pro Series® cylinders provide tens of thousands of key changes
- Special spool pin tumblers are virtually impossible to pick
- Rekeyable - replaceable cylinder and shackle
- Locks come with two keys
- For keyed alike options and master keying, please call us



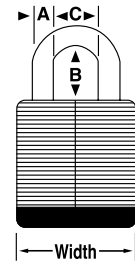
Model No.	Mfg. No.	Key Type	Body Size		Body Material	Shackle Clearance			Shipping Weight (lbs.)	Price /Each
			Width"	Thickness"		A"	B"	C"		
SAL433	6121	Different	2 1/8	1	Laminated Steel	5/16	1 1/8	7/8	1.00	
SAL434	6121LJ	Different	2 1/8	1	Laminated Steel	5/16	2 1/2	7/8	1.05	
SA902	6125	Different	2 3/8	1 3/16	Laminated Steel	3/8	1 3/8	7/8	1.20	
SA903	6125KA	Alike	2 3/8	1 3/16	Laminated Steel	3/8	1 3/8	7/8	1.20	



SAL433



SA903

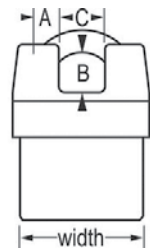


### LAMINATED STEEL SHROUDED PADLOCKS (REKEYABLE)

- The High Security - Weather Tough® padlock's iron shroud protects the shackle from cutting and prying while the heavy-duty laminated steel body construction withstands physical attacks



Model No.	Mfg. No.	Key Type	Body Size		Body Material	Shackle Clearance			Shipping Weight (lbs.)	Price /Each
			Width"	Thickness"		A"	B"	C"		
SA904	6325	Different	2 3/8	1 3/16	Laminated Steel	3/8	3/4	7/8	1.60	
SA905	6325KA	Alike	2 3/8	1 3/16	Laminated Steel	3/8	3/4	7/8	1.60	
SEJ517	6321	Different	2 1/8	1	Laminated Steel	5/16	3/4	7/8	1.40	

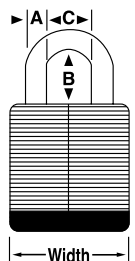


### ECONOMY WEATHER PADLOCKS (NON-REKEYABLE)

- 1 9/16" laminated steel body construction for superior strength
- High-tech thermoplastic shell designed to protect and withstand the elements
- Hardened steel shackle
- Locks come with two keys
- Ideal for all outdoor applications



Model No.	Mfg. No.	Key Type	Body Size		Body Material	Shackle Clearance			Shipping Weight (lbs.)	Price /Each
			Width"	Thickness"		A"	B"	C"		
SN706**	312	Different	1 9/16	1 1/8	Laminated Steel	3/8	1	1/2	0.55	
SEJ518	312D	Different	1 9/16	1 1/8	Laminated Steel	9/32	1-1/6	5/8	0.55	
SEJ519*	312TRI	Alike	1 9/16	1 1/8	Laminated Steel	9/32	1-1/6	5/8	0.55	



\* Set of 3 locks \*\* Thermoplastic covered shackle