




Base Plate, Caster & Stabilizing Jack Screw

Will level your scaffold on uneven terrain and provide secure footing. Choose between the following options:



Model No.	Description	Wt. lbs.	Price /Each
MF724	8" Rubber Caster	12	
MF725	Fixed Base Plate	3	
MF726	Swivel Base Plate	4	
MF727	Adjust. Jack Screw w/24" Base	12	
MF728	Adjust. Jack Screw w/32" Base	15	
MF729	Adjustable Jack Screw 24"	11	

Work Platforms

ALUMINUM DECK

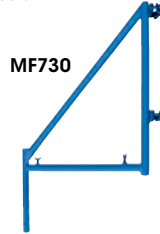
- Work platform installed with aluminum slip-resistant decking
- For both aluminum and steel scaffolds
- Side rails are made from "I" beam extrusions for added strength
- Dimpled and pierced aluminum decking assures a slip-resistant surface preventing material build-up
- Allows water to run off to help prevent ice build-up in freezing conditions
- 3-piece rung joints produce a tempered joint, making the work platform twist-proof
- For added safety they are fitted with easy-to-use windlocks
- Duty-rated: 75 lbs./sq. ft. (366 kg/m²)



Model No.	Length'	Width"	Weight lbs.	Price/Each
VC249	7	19	25	
VC250	10	19	40	

Lateral Side Stabilizer & Wall Brackets

Scaffolds should not be stacked higher than 3 times the width of the smallest base. To build a higher scaffold, lateral side stabilizers must be used. If the scaffold is situated near a wall, and its height is superior to three times the width of the base the scaffolding can be secured with wall brackets. Wall brackets are required every 15' in height and every 20' in width.



Model No.	Description	Wt. lbs.	Price /Each
MF730	Lateral Side Stabilizer	22	
MF731	Wall Bracket	5	
MF732	Screw for Wall Bracket	0.1	

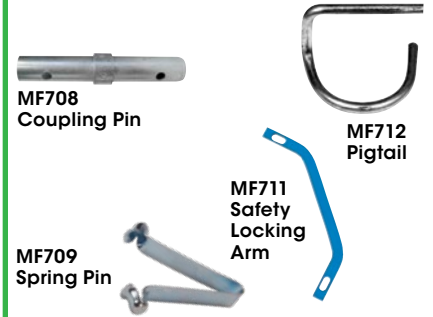
PLYWOOD DECK

- Plywood-decked work platform; 5/8" thick plywood, hooks are offset to allow for next plank hook – no gap when set in continuous scaffolding
- For lightweight construction equipment
- Aluminum edge protects plywood from damage
- Side rails are made from "I" beam extrusions for added strength
- 3-piece rung joints produce a tempered joint, making the work platform twist-proof
- Fitted with easy-to-use windlocks
- 19" widths duty-rated: 75 lbs./sq. ft., 24" widths duty-rated: 50 lbs./sq. ft.



Model No.	Length'	Width"	Weight lbs.	Price/Each
MF754	7	19	30	
MF755	7	24	34	
MF756	10	19	48	
MF757	10	24	56	

Accessories



Model No.	Description	Wt. lbs.	Price /Each
COUPLING PINS			
MF708	Coupling w/1" Collet	0.8	
MF709	Spring Pin	0.04	
LOCKING ASSEMBLIES			
MF711	Safety Locking Arm	0.9	
MF712	Pigtail	0.08	

GUARD POSTS & RAILS



Model No.	Description	Wt. lbs.	Price /Each
MF739	Guard Post for Guard Rail w/Support	11	
MF740	Guard Rail 30"	1.5	
MF742	Guard Rail 45"	2	
MN530	Guard Rail 48"	2.5	
MF743	Guard Rail 60"	3	
MF744	Guard Rail 84"	4	
MF745	Guard Rail 120"	6	

Steel Scaffolding

- Multi-level working area
- 1" O.D. 16-gauge steel frame
- Two anti-slip 14-gauge steel platforms
- Height: 4'
- Reach: 9'
- 4" heavy-duty double locking casters
- Units fold/collapse for easy storage
- Capacity: 500 lbs.
- Yellow powder coat finish
- Meets and exceeds CSA, OSHA & ANSI standards



VC781

VC782



Model No.	Overall Dimensions			Weight lbs.	Price /Each
	W"	L"	H"		
VC782	22 1/2	41	45 3/4	50	
VC781	22 1/2	49 1/2	57 3/4	59	

* More sizes & options available upon request

Stay safe & work confidently with

