




Centennial Profile Accessories

• All accessories are FOB Concord, Ontario

FLUSH SAFETY BAR FOR BOX BEAMS



Model No.	Dimensions W" x L"	Wt. Cap. lbs.	Price /Each
RB878	2 x 42	1100	
RB884	6 x 42	1200	
RB872	12 x 42	1200	

DRUM CRADLE

- For positive positioning of cylindrical containers
- Unit fits onto cross bars and provides wedge type security



Model No.	Description	Price /Each
RB848	Drum cradle (Type II - 42")	

SKID CHANNELS

- For use with legged skids
- Fits across beams, from front to rear
- Recessed channel provides support for skid legs



Model No.	Dimensions W" x L"	Price /Each
RB923	6 x 42	

WALL CONNECTORS

- Wall connectors are used to provide a tie between racking and the wall
- Plate is punched to allow lagging



Model No.	Size"	Price /Each
RB835	6	
RB830	12	

ROW CONNECTORS

- Row connectors are used on back to back racking layouts to maintain spacing between rows
- May be located at any level other than where a stringer is located



Model No.	Size"	Price /Each
RB327	6	
RB328	8	
RB322	12	

Pallet Rack Back Guards

Back guards help prevent accidents by keeping pallets and their contents from falling off the back of the rack. These guards increase safety where pedestrian pathways are behind the rack.

- Constructed using a 10-gauge frame, and 2" x 2", 10-gauge wire mesh with stiffeners
- Available in a variety of sizes to fit most pallet rack configurations
- Guard brackets are designed to fit almost any style of rack
- Durable safety yellow finish
- Hardware not included

KD131



ML231



KLETON

Create a pallet rack back guard designed for your application

1. Choose one or a combination of back guard panels to create the required width and length

Model No.	Dimensions'	Weight lbs.	Price /Each
KH926	1 x 4	10	
KH914	2 x 4	12	
KH930	3 x 4	20	
KD130	4 x 4	23	
KD131	8 x 4	45	

2. Choose a mounting bracket that provides the required depth

- Minimum of four brackets required

Model No.	Dimensions"	Weight lbs.	Price /Each
ML231	4 x 6	2	
ML232	4 x 9	2	
ML233	4 x 12	3	



3. Hardware required

For each additional panel, add: 2 x **MMB721** and 2 x **MMH254**

For each mounting bracket, add: 3 x **MMP624** and 3 x **MMB721**

Wire Decking

- Easy to install
- Step/Waterfall style
- Three channels sit on beam to carry the load
- Capacity: 2500 lbs.



KLETON

Model No.	Dimensions W" x D"	Price /Each
RN768	46 x 36	
RN769	52 x 36	
RN770	46 x 42	
RN771	52 x 42	